



#### Features:

Available in economy, standard and high capacity versions

26 point high wet strength clay coated kraft board die cut frame

Radial pleat design

Media is 100% synthetic fibers - water and bacteria resistant

Media bonded to expanded metal support grid using water resistant adhesive

Media bonded to frame using water resistant adhesive

Also available  
MERV 8 - Series M8,  
MERV 11 - Series M11  
and Series SS with self supporting media element

UL Class II rated as per UL 900 standard



## AIRFLOW PLEAT

### ***Economy, Standard and High Capacity medium efficiency pleated panel filters***

**AIRFLOW PLEAT** extended surface pleated panel filters are designed for use in air filtration systems and equipment, as stand alone basic efficiency products or as pre-filters to higher efficiency bag, rigid box or cell type filter.

The 26 point clay coated, kraft-board die cut frame, diagonal and horizontal support members, radial wedge design and expanded metal media support create one of the most rigid filters of its type in the industry.

The media pack, comprised of 100% polypropylene fibers, is bonded to the inside perimeter of the enclosure frame by a moisture resistant adhesive, providing a continuous and positive seal.

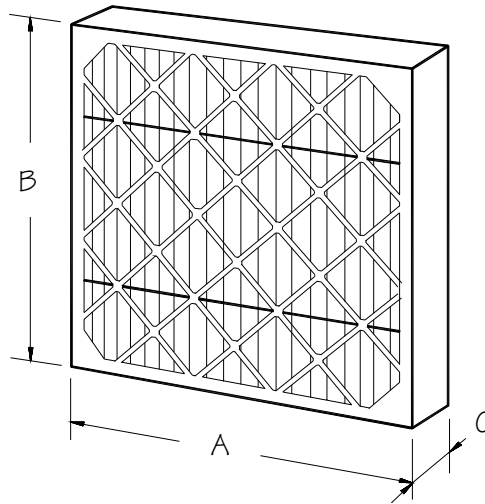
The standard offering is rated by Underwriters Laboratories as Class II, per UL Standard 900.

The AIRFLOW PLEAT is designed so as to work suitably within built up filter banks and/or side access systems. Available in nominal 1", 2" and 4" depths and 50 standard size offerings, this product is designed to fit most industrial and commercial applications with little or no system modification.

Rigid construction, extended surface and long service life are features and benefits which make the AIRFLOW PLEAT an excellent option for meeting the requirements today's filtration market.

# AIRFLOW PLEAT

The Airflow Pleat is made from 100% synthetic media bonded with a water resistant adhesive to an expanded metal support grid and attached to a 26 point high wet strength clay-coated kraft board frame using water-resistant adhesive. The Airflow Pleat is available in standard sizes below in Economy - AFP1000, Standard - APF2000 and High - AFP3000 capacity in medium efficiency.

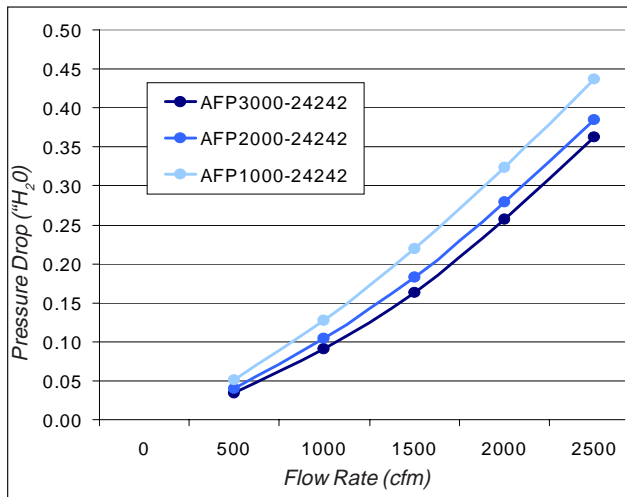


## Size Chart - AFP1000, AFP2000, AFP3000

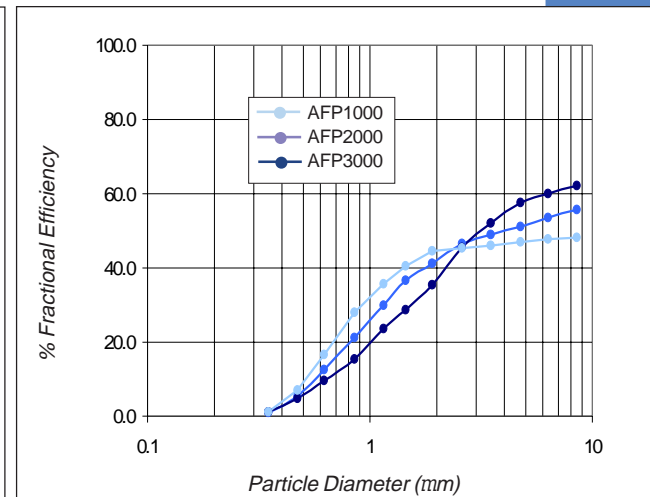
Model Number	Width "A"	Height "B"	Depth "C"
AFPx000-5501	24-1/2"	24-1/2"	3/4", 1-3/4", 3-3/4" *
AFPx000-4401	23-3/8"	23-3/8"	3/4", 1-3/4", 3-3/4" *
AFPx000-0501	19-1/2"	24-1/2"	3/4", 1-3/4", 3-3/4" *
AFPx000-0401	19-1/2"	23-3/8"	3/4", 1-3/4", 3-3/4" *
AFPx000-0001	19-1/2"	19-1/2"	3/4", 1-3/4", 3-3/4" *
AFPx000-8501	17-3/8"	24-1/2"	3/4", 1-3/4", 3-3/4" *
AFPx000-8401	17-3/8"	23-3/8"	3/4", 1-3/4", 3-3/4" *
AFPx000-6501	15-1/2"	24-1/2"	3/4", 1-3/4", 3-3/4" *
AFPx000-6001	15-1/2"	19-1/2"	3/4", 1-3/4", 3-3/4" *
AFPx000-2401	11-3/8"	23-3/8"	3/4", 1-3/4", 3-3/4" *
AFPx000-2001	11-3/8"	19-1/2"	3/4", 1-3/4", 3-3/4" *

\* Economy Grade AFP1000 is available in 2" and 4" depths only.

## Pressure Drop vs. Flow Rate



## Efficiency vs. Particle Diameter



100 Oak Tree Drive  
 Selma, North Carolina 27576  
 (919) 975-0240 Tel  
 (919) 975-0250 Fax

Distributed by:

